

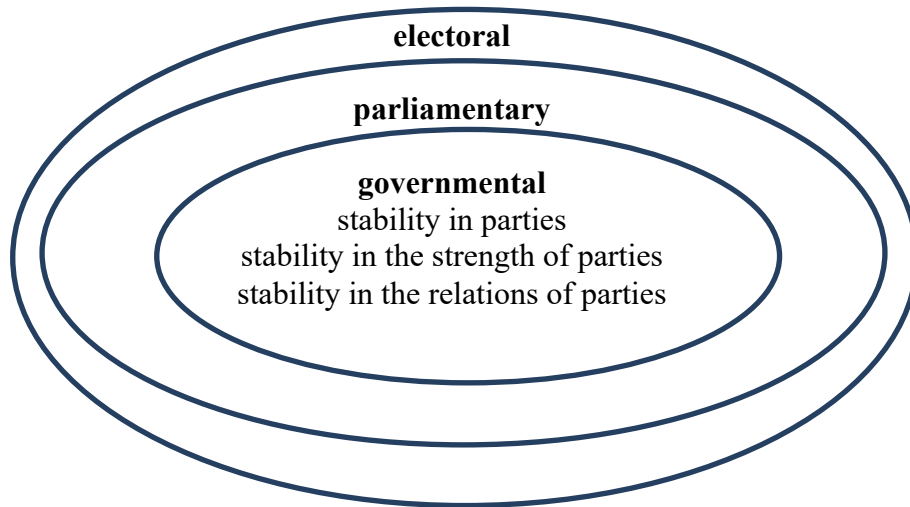
# Parties and Party Systems

## Online Appendix

### A Table of Contents

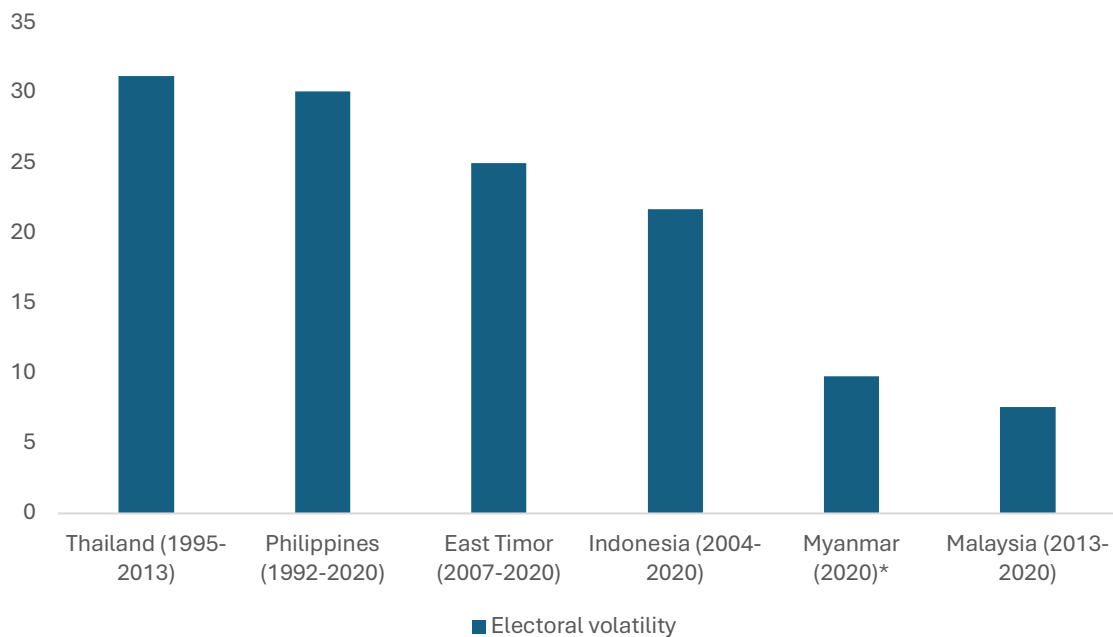
Figure A1. The position of volatility, fragmentation and closure in the context of the multiple arenas of party politics .....	2
Figure A2. Electoral volatility in six Southeast Asian democracies (1992-2020).....	2
Figure A3. Parliamentary fragmentation in six Southeast Asian democracies (1986-2020).....	3
Figure A4. Electoral disproportionality and fragmentation (ENPP) in six Southeast Asian democracies (1986-2020).....	3
Figure A5. Party system closure in six Southeast Asian democracies (1986-2020).....	4
Figure A6. Fragmentation (ENPP) and polarization six Southeast Asian democracies (1986-2020).....	4
Figure A7. Alternation scores according to party system type in six Southeast Asian democracies (1986-2020).....	5
References.....	6

Figure A1. The position of volatility, fragmentation and closure in the context of the multiple arenas of party politics



Source: Adapted from Casal Bértoa and Enyedi (2021: 22)

Figure A2. Electoral volatility in six Southeast Asian democracies (1992-2020)



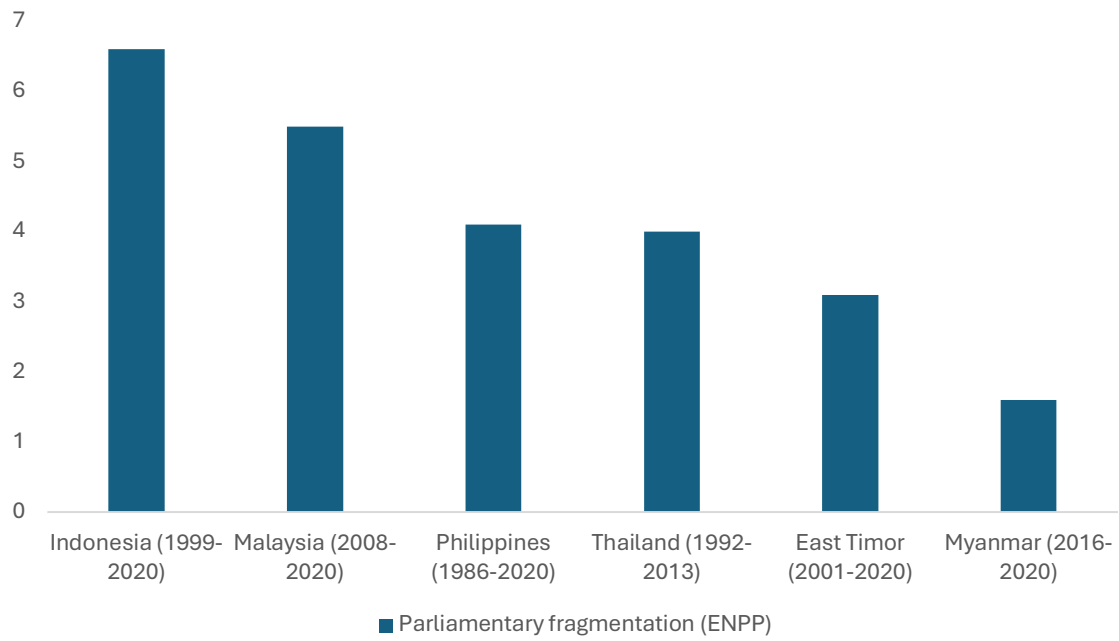
\* Seat volatility.<sup>1</sup>

Note: Y-axis indicates the level of electoral volatility.

Source: Updated from Lee and Casal Bértoa (2022)

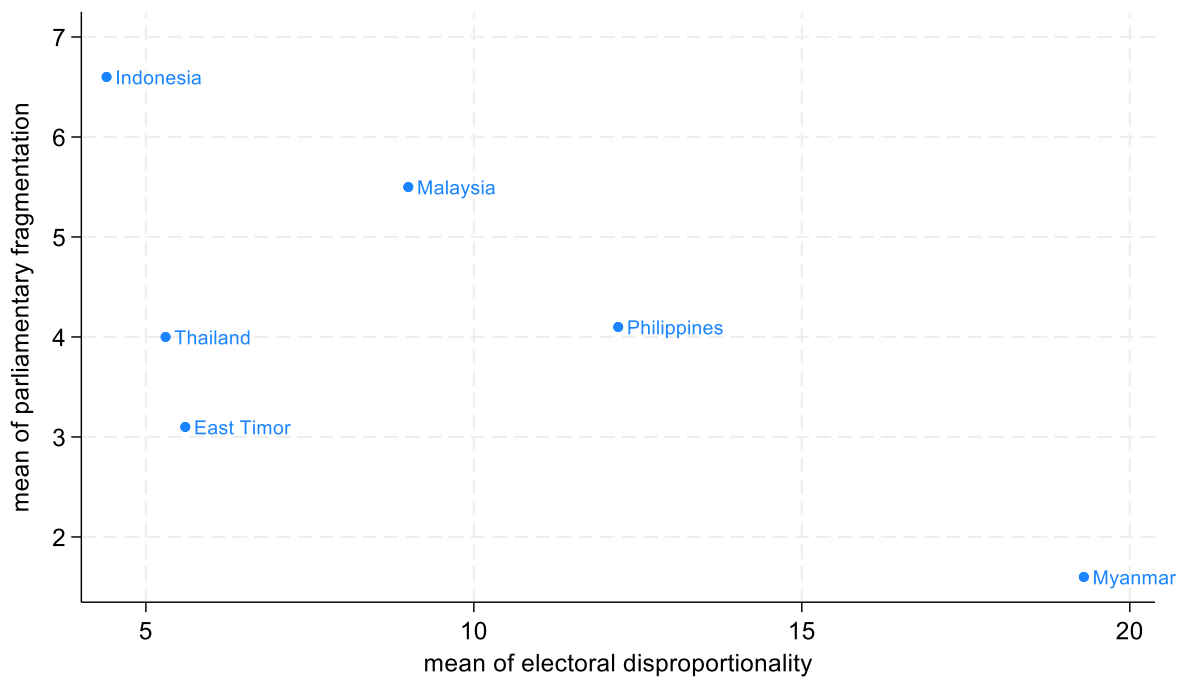
<sup>1</sup> Vote percentages were not available for the 2020 parliamentary elections. Consequently, we use the percentage of seats.

Figure A3. Parliamentary fragmentation in six Southeast Asian democracies (1986-2020)



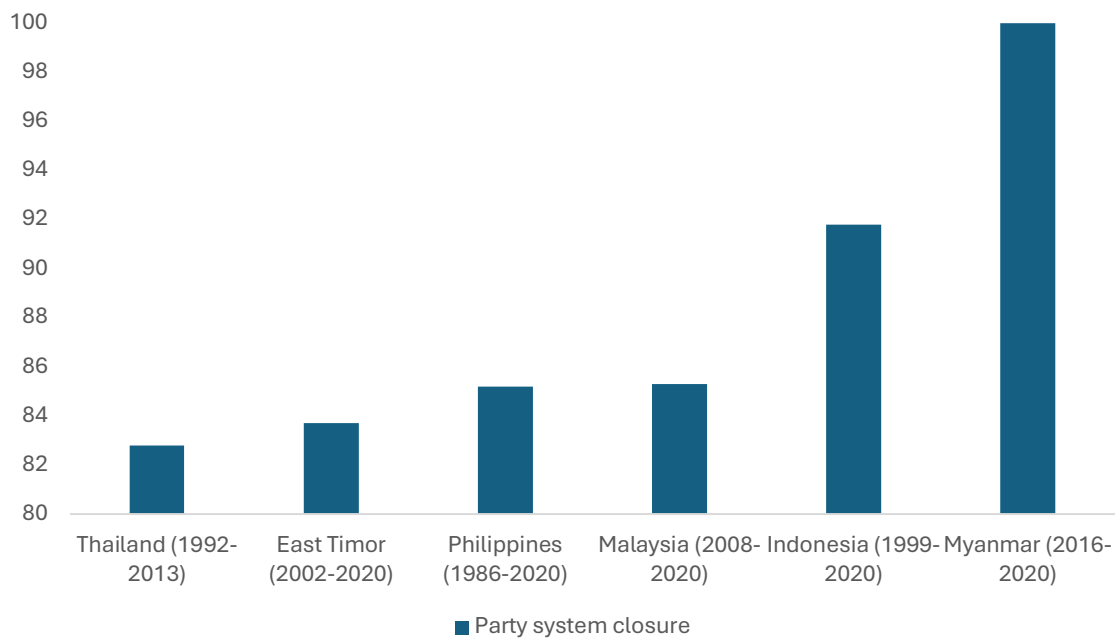
Note: Y-axis indicates the number of parliamentary parties.  
 Source: Casal Bértoa and Lee (2021)

Figure A4. Electoral disproportionality and fragmentation (ENPP) in six Southeast Asian democracies (1986-2020)



Source: Casal Bértoa and Lee (2021)

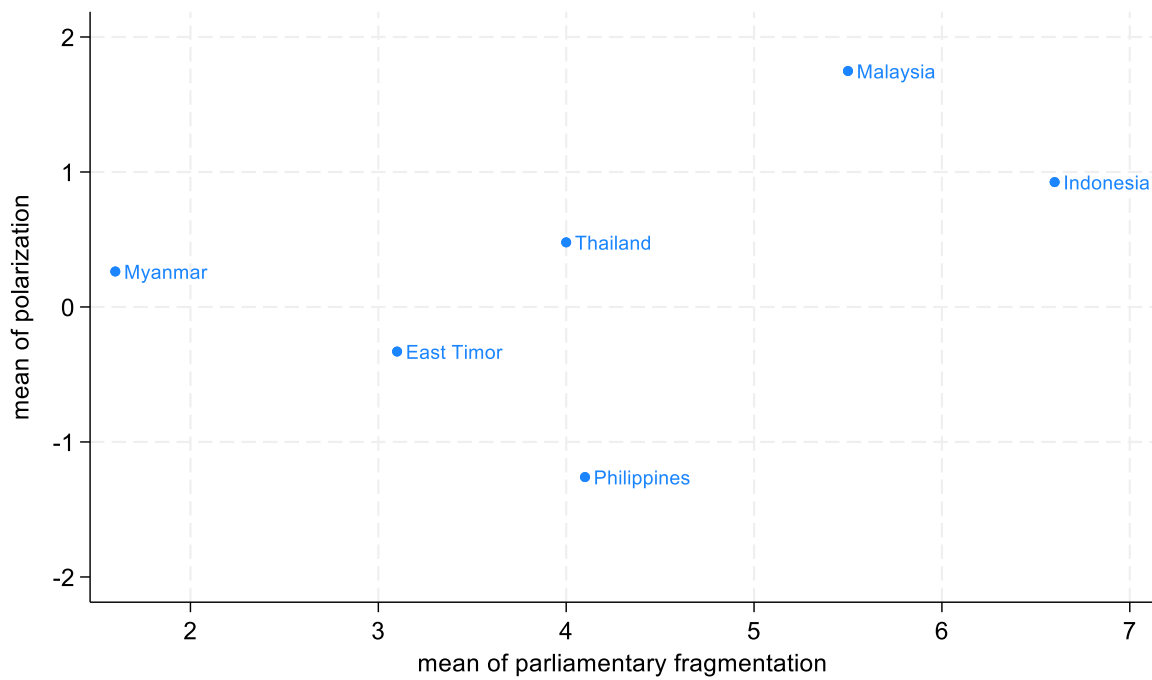
Figure A5. Party system closure in six Southeast Asian democracies (1986-2020)



Note: Y-axis indicates the score of closure.

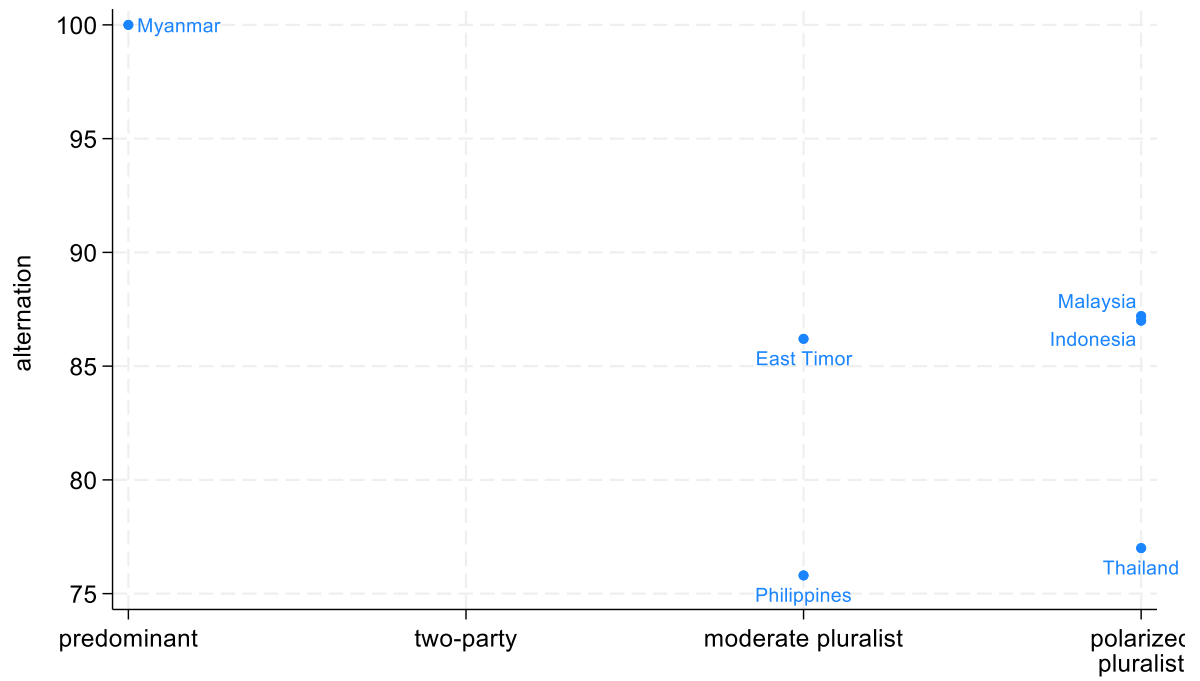
Source: Casal Bértoa and Lee (2021)

Figure A6. Fragmentation (ENPP) and polarization six Southeast Asian democracies (1986-2020)



Source: Casal Bértoa and Lee (2021)

Figure A7. Alternation scores according to party system type in six Southeast Asian democracies (1986-2020)



Source: Casal Bértoa and Lee (2021)

## References

Casal Bértoa F, Enyedi Z. 2021. *Party System Closure: Party Alliances, Government Alternatives, and Democracy in Europe*. Oxford: Oxford University Press.

Casal Bértoa F, Lee D. 2021. Database on WHO GOVERNS in Asia, PSGo. [whogovernsasia.com](http://whogovernsasia.com).

Lee D., Casal Bértoa F. 2022. “On the Causes of Electoral Volatility in Asia since 1948”, *Party Politics* 28(6): 1187-1199.